

DAAD

Diffusion Absorption Acoustic Device









- What they are:

DaaD is a passive acoustic device which works both in absorbing and diffusing a broad band of frequencies beginning at each model's lower limit and continuing to well over 20KHz: **DaaD4** from 60Hz, **DaaD3** from 80Hz, **DaaD2** from 120Hz.

What they do:

DaaD reduces the destructively high levels of listening room reverb feedback which invariably compromises high performance music listening. They are **totally NEUTRAL**. They work mainly on room ARTICULATION and on ENERGY BALANCE. ROTATING each **DaaD** helps to fine-tune soundstage energy distribution. A properly positioned **DaaD** is extremely useful in correcting asymmetric HiFi system positions, room phase problems, and unwanted high pressure zones.

- Placement of DaaD: (see picture rear page)

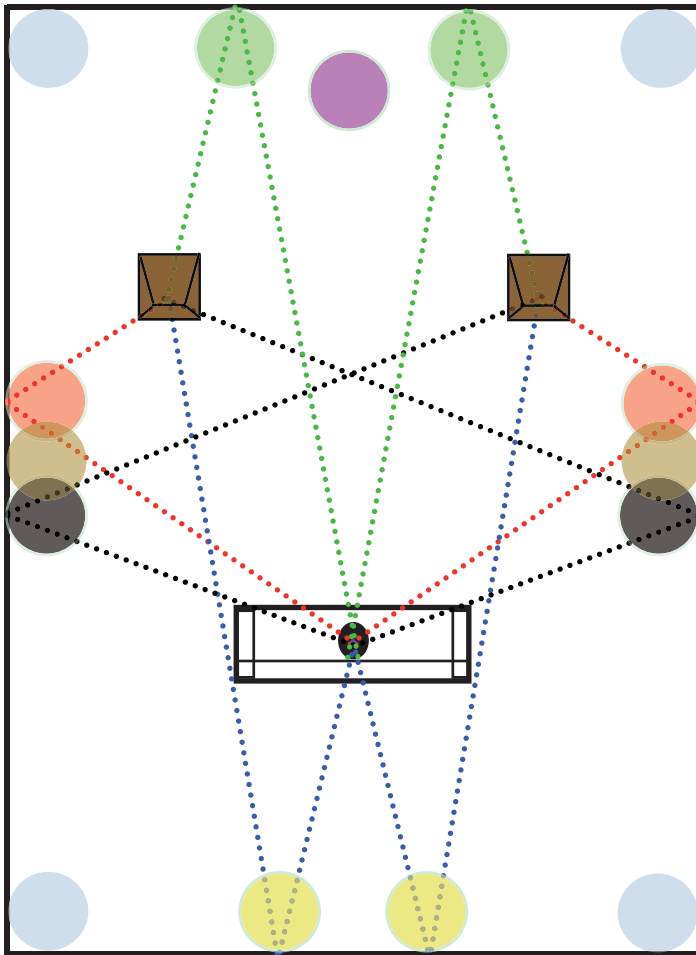
-  **First:** In room corners where all room resonant frequencies combine. Preferred: DaaD4 and DaaD3.
-  **Second:** In first reflection pathways along walls, giving priority to those which are most direct. Preferred: DaaD3, DaaD2, Studio DaaD, Eco DaaD.
-  **Third:** in the middle of the soundstage. Preferred: DaaD3, DaaD2, Studio DaaD.
-  **Fourth:** At the mid-point of a lateral wall, if a strong mode has been measured or identified in that position. Preferred: DaaD4 and DaaD3.
-  **Fifth:** In the corner between a lateral wall and ceiling, especially between the loudspeakers and listening position. Preferred: Eco DaaD and DaaD2.
-  **Sixth:** On the ceiling in the first reflection zone, especially when room height is lower than 250 cm. Preferred: DaaD2 and Eco DaaD.

- How many DaaD ? In a standard listening room (about 215 feet square/20 m²)

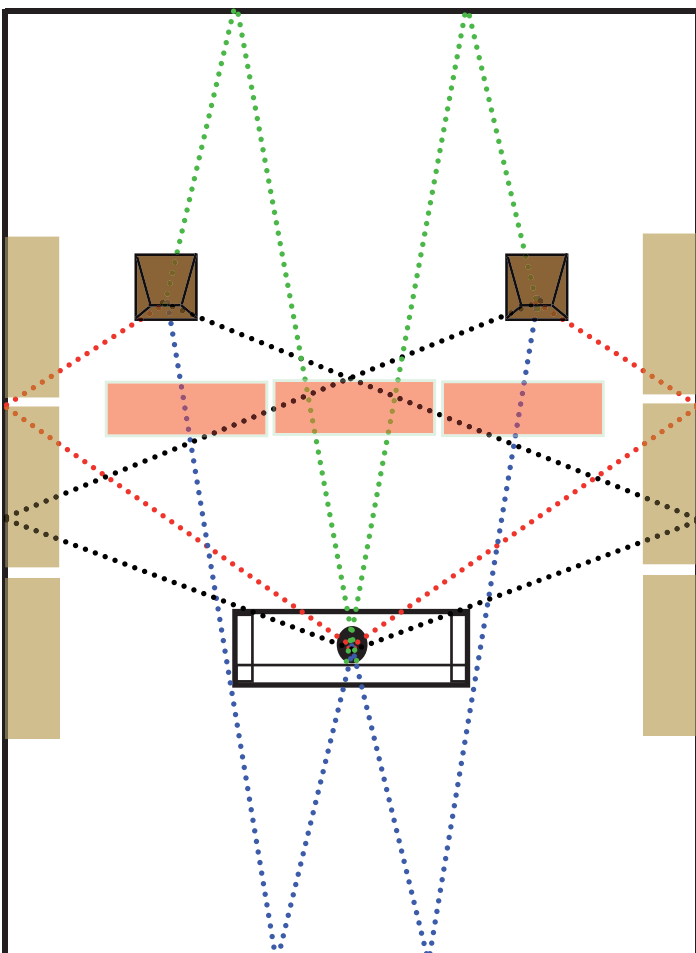
6/8 DaaD are needed in order to have an evident improvement in sonic performance.

- **What they can't do:** DaaDs won't work (or very little) under each model's low frequency limit. Won't reduce articulation or upset tonal balance. If DaaDs are incorrectly positioned they simply won't work at 100% of their performance capability. If poorly placed they will at worst increase soundstage asymmetry.

DAAD suggested Locations



- Room corners.
- First lateral reflections.
- First reflections behind loudspeakers.
- First reflections behind listening position.
- First controlateral reflections.
- Middle of soundstage.
- Middle of lateral wall.



- Corner between lateral wall and ceiling.
- First reflection on the ceiling.

Acustica Applicata

Via Roma 79, 55027 GALLICANO

(Lucca-Italy)

www.acusticaapplicata.com

E-mail: info@acusticaapplicata.com

Tel.+39-0583-730322

Fax+39-0583-730914

